

ORDER/NERC/2024/122

**BEFORE THE NIGERIAN ELECTRICITY REGULATORY COMMISSION  
IN THE MATTER OF SEPTEMBER 2024 SUPPLEMENTARY ORDER TO THE MULTI-YEAR  
TARIFF ORDER 2024 FOR KANO ELECTRICITY DISTRIBUTION PLC**

**TITLE**

1. This regulatory instrument shall be cited as **September 2024 Supplementary Order to the Multi-Year Tariff Order - 2024 ("September 2024 Supplementary Order")** for Kano Electricity Distribution Plc ("KEDCO").

**COMMENCEMENT AND TERMINATION**

2. This Supplementary Order shall take effect from **1st September 2024** and it shall cease to be effective on the issuance of a new tariff review Order for KEDCO by the Nigerian Electricity Regulatory Commission ("NERC" or the "Commission").

**CONTEXT**

3. Pursuant to the Tariff Review Application by KEDCO, the Commission approved MYTO-2024 effective from 1<sup>st</sup> January 2024. The Order among others;
  - a. Restated KEDCO's Performance Improvement Plan ("PIP") and approved a revised 5-year CAPEX provision to finance planned CAPEX projects. The Order further applied regulatory adjustments to the verified historical investments of KEDCO;
  - b. Approved a reset of the baseline ATC&C loss level to a new target considered to be fair and reasonable given current operating conditions and comparable benchmarks within and outside the Nigerian Electricity Supply Industry ("NESI");
  - c. Revised relevant assumptions for the forecast of revenue requirements and applicable tariffs for the period 2024 - 2027;

**OBJECTIVE**

4. Further to Section 23 of the MYTO-2024, this Supplementary Order seeks to reflect the changes in the pass-through indices outside the control of licensees including inflation rates, ₦/US\$ exchange rate, available generation capacity and gas price for the determination of Cost-Reflective Tariffs ("CRT").

## BASIS FOR THE REVIEW

### 5. Minor Review Indices

The underlisted indices with potential impact on electricity rates were considered to determine KEDCO's revised revenue requirements and associated tariffs:

- a. **Exchange Rate:** The Naira to the US Dollar exchange rate of **₦1,601.50/US\$1** has been adopted for September – December 2024; this has been determined by adding a 1% transaction cost to the average foreign exchange rate of **₦1,585.64** during the period of 1<sup>st</sup> – 26<sup>th</sup> August 2024 as obtained from the website of the Central Bank of Nigeria ("CBN") in line with the MYTO methodology.
- b. **Nigerian Inflation Rate:** The Nigerian inflation rate of **33.40%** for July 2024 as published by the National Bureau of Statistics ("NBS") is applied to revise the Nigerian inflation rate projection for 2024.
- c. **US Inflation Rate:** Based on the data published by the United States Bureau of Labor Statistics (<http://www.bls.gov>), the US inflation rate of **2.90%** for July 2024 is applied to revise the US Inflation rate projection for 2024.
- d. **Available Generation Capacity:** Considering the periodic reports from the System Operator, the review maintains the January 2024 projection of an average offtake of **268MWh/h** by KEDCO in 2024.
- e. **Wholesale Gas to Power Prices:**
  - i. The review maintains the benchmark gas-to-power price of **US\$2.42/MMBTU** based on the established benchmark price of gas-to-power by the Nigerian Midstream and Downstream Petroleum Regulatory Authority ("NMDPRA") in line with Section 167 of the Petroleum Industry Act ("PIA") 2021
  - ii. Contracted gas supply and transportation prices outside Domestic Gas Delivery Obligation quantities are based on effective Gas Sale Agreements ("GSAs") approved by the Commission.
  - iii. Benchmark Gas Transportation tariff of **US\$0.80/MMBTU**.

### 6. Regulatory Net-offs for Non-Adherence to the Order on Non-Compliance with Capping of Estimated Bills

Pursuant to the Commission's Order NERC/2024/004 on Non-compliance with the Capping of Estimated Bills and subsequent petition hearings and review of data further provided by KEDCO the Commission has approved the deduction of **N20Mn** from the total annual OpEx of KEDCO effective September 2024, being the 10% of the overbilled amount by KEDCO for the period covering January-September 2023.

## 7. Summary of Tariff Assumptions and Results

Table 1 below summarises the tariff review indices adopted in this Order.

**Table - 1: Key Tariff Review Indices/Assumptions for KEDCO**

Parameter	Unit	Jul 2024	Aug 2024	Sep 2024
Loss Target	%	25.00%	25.00%	25.00%
Nigerian Inflation	%	34.0%	34.2%	33.4%
US Inflation	%	3.3%	3.0%	2.9%
Exchange Rate	₦/\$	1494.1	1564.3	1601.5
Gas Supply and Transportation Cost	\$/MMBTU	3.22	3.22	3.22
Transmission Loss Factor	%	7.00%	7.00%	7.00%
Energy Delivered to DisCo	GWh	2,352	2,352	2,352
Energy Delivered to DisCo	MWh/h	268	268	268
Generation Cost	₦/kWh	106.2	111.1	113.7
Transmission & Admin Cost	₦/kWh	10.1	10.4	10.5
End-User Cost Reflective Tariffs	₦/kWh	193.0	200.3	204.1
End-User Allowed Tariffs	₦/kWh	115.9	115.9	115.9
Monthly Tariff Shortfall (Subsidy)	₦' Million	11,332	12,410	12,960

## 8. Approved End-User Tariffs Effective from 1st September 2024

Pursuant to Section 116 of the EA and extant regulations, the Commission has considered and approved for KEDCO, the tariffs in Table 2 below effective 1st September 2024. The approved tariffs shall remain in force subject to monthly adjustments of pass-through indices including inflation rates, NGN/US\$ exchange rates and gas-to-power prices.

In line with the policy direction of the FGN on electricity subsidy, **the allowed tariffs for Bands B – E customer categories shall remain frozen at the rates payable since December 2022** subject to further policy direction by the Government. With this policy, the estimated subsidy benefit for customers under the KEDCO franchise in 2024 is approximately **₦12.96bn** monthly.

**Table – 2: Approved Allowed Tariffs (₦/kWh) for KEDCO**

Tariff Class	Apr 2024	May – Jun 2024	Jul – Sep 2024
Life-line	4.00	4.00	4.00
A – Non-MD	225.00	206.80	209.50
A – MD1	225.00	206.80	209.50
A – MD2	225.00	206.80	209.50
B – Non-MD	65.29	65.29	65.29
B – MD1	68.13	68.13	68.13
B – MD2	71.11	71.11	71.11
C – Non-MD	47.57	47.57	47.57
C – MD1	49.51	49.51	49.51
C – MD2	54.01	54.01	54.01
D – Non-MD	32.02	32.02	32.02
D – MD1	47.58	47.58	47.58
D – MD2	47.58	47.58	47.58
E – Non-MD	31.88	31.88	31.88
E – MD1	47.58	47.58	47.58
E – MD2	47.58	47.58	47.58

**9. Service Delivery Commitments**

KEDCO shall be held accountable for service deliveries per commitments under its Service Based Tariff proposals that seek to align end-user tariffs in proportion to the service level enjoyed by customer clusters as measured in average hours of supply per day over one month. Details of the service level commitments made by KEDCO to customers in various tariff Bands for **September 2024** are shown in the Appendixes.

**10. Monitoring and Evaluation of Compliance to Service Commitment**

- a. The Commission shall continue to leverage technology to directly obtain data on the hours of supply on each Band A feeder from the head-end system of KEDCO for near real-time monitoring of service.
- b. KEDCO shall maintain a rapid response team to ensure effective service delivery on the committed minimum hours of supply to each service Band commencing with Band A feeders. The team shall continue to ensure timely response to customers' complaints, fault clearing and alignment with TCN regional teams for effective load management and optimised dispatch to respective feeders. KEDCO shall maintain the dedicated email and contact numbers of the service rapid response team for each customer cluster/business unit on its website and continue to circulate the same to the customers via bulk SMS and social media handles.
- c. KEDCO is obligated to publish daily on its website a rolling 7-day average daily hours of supply on each Band A feeder no later than 09:00 am of the next day.



- d. Where KEDCO fails to deliver on the committed level of service on a Band A feeder for consecutive two days, KEDCO shall on the next day by 10.00 am publish on its website an explanation of the reasons for the failure and update the affected customers on the timeline for restoration of service to the committed service level.
- e. Where KEDCO fails to meet the committed service level to a Band A feeder for seven (7) consecutive days, the feeder shall be automatically downgraded to the recorded level of supply pursuant to provisions of Section 6 of Order No. NERC/334/2022 - "Order on Migration of Customers and Compensation for Service Failure under Service-Based Tariff Framework".
- f. KEDCO is mandated to continuously ensure upward migration of customers from the lower service Bands to Band A service level in line with the target on improvement in quality of service as provided in the Order on Key Performance Indicators for KEDCO issued from time to time by the Commission


#### 11. Service Band Performance, Migration/Downgrade and Compensation

Pursuant to the provisions of the **Order on Migration of Customers and Compensation for Service Failure under the Service-Based Tariff Framework ("Order on Migration")** and the **Directive to Electricity Distribution Companies on Band A Feeder Performance Monitoring, Upgrade and Downgrade ("Directive for Operationalization of Band A Feeders")**, the Commission, based on the feeder performance report for the 1<sup>st</sup> - 25<sup>th</sup> of August 2024, hereby orders as follows:

- a. KEDCO shall downgrade the Band A feeders listed in Appendix 2 to the commensurate level of supply and make appropriate compensation to the affected customers in line with the provisions of the Order on Migration.
- b. KEDCO shall make appropriate compensation to the affected customers in Band A feeders listed in Appendix 3 for failure to deliver up to 20 hours of average supply but more than 18 hours of average supply in line with the provisions of the Order on Migration while the feeders shall remain as Band A.
- c. KEDCO has delivered up to 20 hours of average supply from 8<sup>th</sup>-21<sup>st</sup> August 2024 on the feeders listed in Appendix 3. Thus, the KEDCO application to upgrade the feeders to Band A effective from the 1<sup>st</sup> of September 2024 is hereby approved.

#### 12. Procurement of Embedded Generation

KEDCO is obligated by this Order to procure a minimum of **27MW** capacity of embedded generation, being 10% of its 2024 load allocation, to improve supply reliability and sustain delivery of a minimum service level under the SBT. A minimum of **14MW** (i.e., 50%) of the embedded generation capacity must be sourced from renewable energy sources. The required capacity may be procured in bulk or



distributed capacities across KEDCO's Franchise area. The capacity to be procured should be ready for dispatch to the KEDCO's network by the 1st of April 2025.

### 13. KEDCO's Remittance Obligation

The FGN policy on subsidy and electricity tariffs provides for a gradual transition to cost-reflective end-user tariffs with safeguards for the less privileged electricity consumers. Accordingly, the Federal Government has committed to funding the revenue gap arising from the difference between cost-reflective tariffs approved by the Commission and the actual end-user tariffs during the transition to cost-reflective tariffs where applicable. KEDCO shall settle its market invoices under the DisCo Remittance Obligation thresholds as provided in Table 3. All settlements are subject to regulatory net-offs as may be issued from time to time by the Commission.

**Table - 3: Monthly DisCo Remittance Obligation for KEDCO, 2024**


Head	Sub Head	Jul 2024 Revision	Aug 2024 Revision	Sep 2024 Revision
		₦'Million	₦'Million	₦'Million
Revenue Required	NEMSF	371	371	371
	Meter Acquisition Fund	174	174	174
	Unadjusted GenCo Invoice	19,483	20,413	20,924
	ZHEPP Invoice	1,329	1,358	1,358
	TCN & Admin Services	1,979	2,035	2,061
	DisCo	5,030	5,092	5,108
	Total	28,366	29,443	29,995
Allowed Recovery		17,034	17,034	17,034
2023 Under Recovery B/F		327	-	-
Tariff Shortfall (Subsidy)		11,659	12,410	12,962
NBET Adjusted Invoice to KEDCO		7,824	8,003	7,962
DisCo Remittance Obligation	NEMSF	371	371	371
	Meter Acquisition Fund	174	174	174
	NBET Remittance Obligation	7,824	8,003	7,962
	ZHEPP Remittance Obligation	1,329	1,358	1,358
	MO Remittance Obligation	1,979	2,035	2,061
	DisCo	5,358	5,092	5,108
	Total Distribution	17,034	17,034	17,034
DisCo Remittance to NBET		100%	100%	100%
DisCo Remittance to ZHEPP		100%	100%	100%
DisCo Remittance to MO		100%	100%	100%

14. The waterfall of market revenues during the transitional period shall be in line with the following:
- a. NBET shall issue energy invoices to KEDCO net of the applicable tariff shortfall approved by the Commission monthly, while MO shall issue the full transmission and administrative services invoices to KEDCO at the applicable tariff.
  - b. KEDCO shall make full settlement (100%) of the market invoices issued by MO (including Zungeru Power Plant) and NBET as provided in Table 3 above.
  - c. FGN intervention from budgetary appropriation and other sources for funding tariff shortfall shall be applied by NBET to ensure 100% settlement of market invoices as issued by generating companies ("GenCos").
  - d. KEDCO shall be liable to relevant penalties/sanctions for failure to meet the payment obligation in any payment cycle under the terms of its respective contracts with bilateral counterparties including NBET and MO.
  - e. KEDCO shall maintain adequate payment securitisation for energy off-take in line with the earlier directive of the Commission and relevant bilateral contracts.
  - f. KEDCO shall settle its market invoices under the DisCo Remittance Obligation thresholds as provided in Table 3. All settlements are subject to regulatory net-offs as may be issued from time to time by the Commission.

15. **Effective Date**


This Supplementary Order shall be effective from 1st September 2024.

Dated this 30<sup>th</sup> day of August 2024



---

Musiliu O. Oseni  
Vice-Chairman




---

Dafe C. Akpeneye  
Commissioner  
Legal, Licensing and Compliance

### Appendix – 1: KEDCO’s Customer Classifications

Service Bands	New Tariff Class	Description
Lifeline	R1	Life-Line customers with energy consumption of not more than 50kWh/month
A (Minimum of 20hrs/day)	A – Non-MD	Customers with single or three-phase connections located within <b>Band-A</b> Service Level Feeders
	A – MD 1	Customers with LV Maximum Demand connection located within <b>Band-A</b> Service Level Feeders
	A – MD 2	Customers with MV/HV Maximum Demand (11/33kV) connection located within <b>Band – A</b> Service Level Feeders
B (Minimum of 16hrs/day)	B – Non-MD	Customers with single or three-phase connections located within <b>Band-B</b> Service Level Feeders
	B – MD 1	Customers with LV Maximum Demand connection located within <b>Band-B</b> Service Level Feeders
	B – MD 2	Customers with MV/HV Maximum Demand (11/33kV) connection located within <b>Band – B</b> Service Level Feeders
C (Minimum of 12hrs/day)	C – Non-MD	Customers with single or three-phase connections located within <b>Band-C</b> Service Level Feeders
	C – MD 1	Customers with LV Maximum Demand connection located within <b>Band-C</b> Service Level Feeders
	C – MD 2	Customers with MV/HV Maximum Demand (11/33kV) connection located within <b>Band – C</b> Service Level Feeders
D (Minimum of 8hrs/day)	D – Non-MD	Customers with single or three-phase connections located within <b>Band-D</b> Service Level Feeders
	D – MD 1	Customers with LV Maximum Demand connection located within <b>Band-D</b> Service Level Feeders
	D – MD 2	Customers with MV/HV Maximum Demand (11/33kV) connection located within <b>Band – D</b> Service Level Feeders
D (Minimum of 4hrs/day)	E – Non-MD	Customers with single or three-phase connections located within <b>Band-E</b> Service Level Feeders
	E – MD 1	Customers with LV Maximum Demand connection located within <b>Band-E</b> Service Level Feeders
	E – MD 2	Customers with MV/HV Maximum Demand (11/33kV) connection located within <b>Band – E</b> Service Level Feeders





## Appendix 2: Feeders for Downgrade and Compensation of Customers Due to Failure of Service

S/N	FEEDER NAME	DESCRIPTION OF FEEDER LOCATION	NAME OF MAJOR STREETS SERVED BY THE FEEDER	1ST - 25TH AUGUST AVE PERFORMANCE	CURRENT BAND	REMARK
1	33KV IDH	DAKATA TS	FRANCE ROAD, KANO	17.20	A	DOWNGRADE TO BAND B AND COMPENSATE CUSTOMERS ACCORDINGLY

## Appendix 3: Feeders for Compensation of Customers Only Due to Failure of Service

S/N	FEEDER NAME	DESCRIPTION OF FEEDER LOCATION	NAME OF MAJOR STREETS SERVED BY THE FEEDER	1ST - 25TH AUGUST AVE PERFORMANCE	CURRENT BAND	REMARK
1	11KV AUDU BAKO	CLUB INJECTION SUBSTATION	AHMADU BELLO WAY AND MURTALA MUHD WAY KANO	19.92	A	CUSTOMERS TO BE COMPENSATED
2	11KV MAIMALARI	BRISCOE INJECTION SUBSTATION	MAIMALARI BOMPAI KANO	19.68	A	CUSTOMERS TO BE COMPENSATED
3	11KV NATSINTA	KOFAR GUGA INJECTION SUBSTATION	NATSINTA BARRACK, KATSINA	19.36	A	CUSTOMERS TO BE COMPENSATED
4	11KV TOKARAWA	DAKATA TS	FRANCE ROAD, KANO	18.12	A	CUSTOMERS TO BE COMPENSATED
5	33KV GBN	DAN AGUNDI TS	ADO BAYERO MALL, BRISTOL HOTEL, STATE ROAD, AUDU BAKO WAY AND POST OFFICE ROAD KANO	19.24	A	CUSTOMERS TO BE COMPENSATED
6	33KV KOFAR GUGA	KATSINA TS	FEDERAL TEACHING HOSPITAL KATSINA	19.44	A	CUSTOMERS TO BE COMPENSATED
7	11KV FANTAI	HADEJIA NIPP INJECTION SUBSTATION	BANK ROAD, KANO ROAD HADEJIA JIGAWA STATE	FORCE MAJEURE	A	CUSTOMERS TO BE COMPENSATED
8	33KV HADEJIA	HADEJIA TS	HADEJIA, BIRNIWA, UNIVERSITY, GUMEL, KAFIN HAUSA	FORCE MAJEURE	A	CUSTOMERS TO BE COMPENSATED
9	33KV KAFIN HAUSA	HADEJIA TS	HADEJIA, K/HAUSA AND KANO ROAD JIGAWA STATE	FORCE MAJEURE	A	CUSTOMERS TO BE COMPENSATED
10	33KV RICE MILLS	GAGARAWA TS	GUJUNGU, JIGAWA RICE MILLS, GAGARAWA	FORCE MAJEURE	A	CUSTOMERS TO BE COMPENSATED
11	33KV UNIVERSITY	HADEJIA TS	HADEJIA, BIRNIWA, UNIVERSITY, GUMEL, KAFIN HAUSA	FORCE MAJEURE	A	CUSTOMERS TO BE COMPENSATED
12	11KV DR BALA	FARM CENTRE INJECTION SUBSTATION	DR BALA ROAD, COMMISSIONER AND STATE ROADS.	FORCE MAJEURE	A	CUSTOMERS TO BE COMPENSATED

## Appendix 4: Feeders for Upgrade based on Improved Service Level Performance

S/N	FEEDER NAME	DESCRIPTION OF FEEDER LOCATION	NAME OF MAJOR STREETS SERVED BY THE FEEDER	1ST - 25TH AUGUST AVE PERFORMANCE	CURRENT BAND	REMARK
1	33KV FLOUR MILLS	DAKATA TS	DAKATA SMALL SCALE AND BOMPAI AREA.	20.64	B	APPROVED FOR BAND A
2	11KV BANK ROAD	CLUB INJECTION SUBSTATION	BANK ROAD KANO	20.93	B	APPROVED FOR BAND A

### Appendix - 5: KEDCO's Service Level Commitments for September 2024

S/N	BAND	FEEDER NAME	DESCRIPTION OF FEEDER LOCATION	NAME OF MAJOR STREETS SERVED BY THE FEEDER	MIN. SUPPLY DURATION (HRS)
1	A	11KV AHMADU BELLO	CLUB INJECTION SUBSTATION	AHMADU BELLO WAYAND MURTALA MUHD WAY KANO	20
2	A	11KV APEX	FADAMA INJECTION SUBSTATION	CBN, KATSINA	20
3	A	11KV BOMPAL	BRISCOE INJECTION SUBSTATION	BOMPAL ROAD KANO	20
4	A	11KV CERAMIC	ABATOIR INJECTION SUBSTATION	CHALLAWA INDUSTRIAL AREA	20
5	A	11KV CHALLAWA WATER PLANT	CHALLAWA INJECTION SUBSTATION	WATER PLANT CHALLAWA	20
6	A	11KV DALA FOODS	GONGONI INJECTION SUBSTATION	SHARADA INDUSTRIAL KANO	20
7	A	11KV FUNTUA TEXTILE MILL	TEXTILE INJECTION SUBSTATION	FUNTUA TEXTILE MILL	20
8	A	11KV FUNTUA WATER WORKS	TEXTILE INJECTION SUBSTATION	FUNTUA WATER WORKS	20
9	A	11KV GWARZO ROAD	BUK INJECTION SUBSTATION	R/ZAKI ALONG GWARZO ROAD, BARAKAT STORE, JAIZ BANK AND ZENITH BANK.	20
10	A	11KV INDUSTRIAL	KATSINA ROAD INJECTION SUBSTATION	FUNTUA INDUSTRIAL	20
11	A	11KV NBC	ABATOIR INJECTION SUBSTATION	CHALLAWA INDUSTRIAL AREA	20
12	A	11KV RIJIMA RICE	DAURA INJECTION SUBSTATION	RIJIMA BARRACK, KATSINA	20
13	A	11KV TAMBURAWA WATER PLANT	TAMBURAWA INJECTION SUBSTATION	WATER PLANT TAMBURAWA	20
14	A	11KV WUDIL COMMERCIAL	WUDIL INJECTION SUBSTATION	GAYA ROAD WUDIL COMMERCIAL AREA	20
15	A	11KV YUSUF ROAD	BRISCOE INJECTION SUBSTATION	YUSUF ROAD KANO	20
16	A	33KV AJIWA WATER WORKS	KATSINA TS	NEW GOVT HOUSE, SSS OFFICE, INEC TOURIST LODGE, AJIWA WATER TREATMENT	20
17	A	33KV ANGELS	KUMBOTSO TS	SHARADA INDUSTRIAL AREA	20
18	A	33KV ATM	KUMBOTSO TS	CHALLAWA INDUSTRIAL AREA	20
19	A	33KV CHALLAWA WATER WORKS	TAMBURAWA TS	WATER PLANT CHALLAWA	20
20	A	33KV CLUB	DAN AGUNDI TS	KANO CLUB INJECTION SUBSTATION	20
21	A	33KV COCA COLA	TAMBURAWA TS	CHALLAWA INDUSTRIAL AREA	20
22	A	33KV DAN AGUNDI 1	DAN AGUNDI TS	DANAGUNDI INJECTION SUB STATION KANO CITY	20
23	A	33KV DANGOTE	KUMBOTSO TS	SHARADA INDUSTRIAL AREA	20
24	A	33KV DAURA	DAURA TS	DAURA INJECTION SUBSTATION DAURA	20
25	A	33KV DUTSE	DUTSE TS	FUD, DUTSE.	20
26	A	33KV GASKIYA	DAKATA TS	KAWAJI INDUSTRIAL AREA	20
27	A	33KV KATSINA ROAD	FUNTUA TS	KATSINA ROAD INJECTION SUBSTATION, FUNTUA	20
28	A	33KV MAMUDA	KUMBOTSO TS	CHALLAWA INDUSTRIAL AREA	20
29	A	33KV MTN	DAKATA TS	BOMPAL INDUSTRIAL AREA	20
30	A	33KV NB CERAMIC	DANGORA TS	NB CERAMIC CO K/DANGORA, ZARIA ROAD KANO	20
31	A	33KV NNPC	DAKATA TS	HOTORO NNPC BYE BASS, TINSHAMA AND LADANAI AREA.	20
32	A	33KV POWER HOUSE	KATSINA TS	IBB WAY INJECTION SUB STATION KATSINA URBAN	20
33	A	33KV RICE FIELD	TAMBURAWA TS	GWARZO ROAD, INDUSTRIAL AREA	20
34	A	33KV SHARABA.BATA	KUMBOTSO TS	SHARADA BATA INJECTION SUBSTATION	20

S/N	BAND	FEEDER NAME	DESCRIPTION OF FEEDER LOCATION	NAME OF MAJOR STREETS SERVED BY THE FEEDER	MIN. SUPPLY DURATION (HRS)
35	A	33KV SMALL SCALE	DAKATA TS	DAKATA SMALL SCALE	20
36	A	33KV SPANISH 1	KUMBOTSO TS	SHARADA INDUSTRIAL AREA	20
37	A	33KV SPANISH 2	KUMBOTSO TS	SHARADA INDUSTRIAL AREA	20
38	A	33KV TAMBURAWA WATER WORKS	TAMBURAWA TS	WATER TREATMENT PLANT TAMBURAWA	20
39	A	33KV TEXTILE	FUNTUA TS	FUNTUA TEXTILE, MAIRUWA ROAD FUNTUA	20
40	A	33KV WUDIL	WUDIL TS	KUST, WUDIL	20
41	A	33KV ZARIA ROAD	DAN AGUNDI TS	AKTH, NA'IBAWA, ZARIA ROAD KANO	20
42	B	11KV ABUIA ROAD	IDH INJECTION SUBSTATION	FRANCE ROAD, COURT ROAD AND MIDDLE ROAD.	16
43	B	11KV AIRPORT ROAD	PRP INJECTION SUBSTATION	AIRPORT ROAD, FOUTAIN ESTATE AND JABA AREA.	16
44	B	11KV AJASA	DAN AGUNDI INJECTION SUBSTATION	KANO TRADE FARE, ZOO ROAD AND AJASA	16
45	B	11KV BADAWA	CLUB INJECTION SUBSTATION	BADAWA LAYOUT, LAMIDO CRESCENT AND SARDAUNA CRESCENT.	16
46	B	11KV BAYAJUDDA	DAURA INJECTION SUBSTATION	DAURA METROPOLITAN	16
47	B	11KV BELLO DANDAGO	RADIO HOUSE INJECTION SUBSTATION	RADIO HOUSE.	16
48	B	11KV DAKATA	KAWAJI INJECTION SUBSTATION	DAKATA AND KAWAJI AREA.	16
49	B	11KV DANDAGORO	IBB WAY INJECTION SUBSTATION	FEDERAL SECRETARIAT KATSINA AND DANDAGORO	16
50	B	11KV DANLADI NASIDI	MARIJI INJECTION SUBSTATION	DANLADI NASIDI HOUSING ESTATE.	16
51	B	11KV DAURAMA	DAURA INJECTION SUBSTATION	DAURA METROPOLITAN	16
52	B	11KV GARU	DUTSE INJECTION SUBSTATION	FAGOLI AND GARU EMIRS PALACE ROAD.	16
53	B	11KV GOVERNMENT HOUSE DUTSE	DUTSE INJECTION SUBSTATION	GOVERNMENT HOUSE AND MINISTRY OF LAND DUTSE.	16
54	B	11KV HASSAN USMAN ROAD	FADAMA INJECTION SUBSTATION	HASSAN USMAN KATSINA ROAD AND GRA KATSINA.	16
55	B	11KV HAUSAWA	ZARIA ROAD INJECTION SUBSTATION	BAWO ROAD AND HAUSAWA MASALLACHIN MURTALA ROAD.	16
56	B	11KV HOUSING ESTATE	SHARADA INJECTION SUBSTATION	HOUSING ESTATE AREA.	16
57	B	11KV IBRAHIM TAIWO	DAN AGUNDI INJECTION SUBSTATION	IBRAHIM TOIWO ROAD, KOFAR DAN AGUNDI AND KWARI MARKET	16
58	B	11KV INDEPENDENCE	BRISCOE INJECTION SUBSTATION	INDEPENDENCE ROAD, GAWAUNA AND KINGS GARDEN AREA.	16
59	B	11KV KABUGA	GORON DUTSE INJECTION SUBSTATION	GADON KAYA, SALANTA AND KUNTAU AREA.	16
60	B	11KV KADARKO	FADAMA INJECTION SUBSTATION	KADARKO AREA, KATSINA	16
61	B	11KV KARKASARA	ZARIA ROAD INJECTION SUBSTATION	KARKASARA, HASSAN GWARZO SECONDARY AND ROYAL CITY ESTATE.	16
62	B	11KV LAMBISA	FARM CENTER INJECTION SUBSTATION	HOTORO GRA, MAIDUGURI ROAD, KANO	16
63	B	11KV LOW COST	IBB WAY NIPP INJECTION SUBSTATION	LOW COST, KATSINA	16
64	B	11KV MAJE	HADEJIA INJECTION SUBSTATION	MALAM MADORI ROAD.	16
65	B	11KV MAJESTIC	BIRNIN KUDU INJECTION SUBSTATION	MAJESTIC RICE COMPANY.	16
66	B	11KV MASARAUTA	NAIBAWA INJECTION SUBSTATION	NAIBAWA ZARIA ROAD AND SAADATU RIMI COLLEGE OF EDUCATION.	16
67	B	11KV MURTALA MUHAMMED	CLUB INJECTION SUBSTATION	MURTALA MOHD WAY, FRANCER ROAD AND IGBO ROAD	16
68	B	11KV NEW SITE	BUK INJECTION SUBSTATION	BUK NEW CAMPUS.	16
69	B	11KV NINDC	SHARADA INJECTION SUBSTATION	NINDC AND SHARADA AREA.	16
70	B	11KV NOMANSLAND	BUKAYU INJECTION SUBSTATION	NOMANSLAND AND KATSINA ROAD AREAS.	16
71	B	11KV RACE COURSE	CLUB INJECTION SUBSTATION	RACE COURSE ROAD, ALU AVENUE AND LAMIDO CRESCENT.	16

S/N	BAND	FEEDER NAME	DESCRIPTION OF FEEDER LOCATION	NAME OF MAJOR STREETS SERVED BY THE FEEDER	MIN. SUPPLY DURATION (HRS)
72	B	11KV SABON GARI	IDH INJECTION SUBSTATION	WEATHER HEAD, BAMA ROAD, GOLD COAST, UEBU BALATUS AND ENUGU ROAD.	16
73	B	11KV SANI ABACHA WAY	DUTSE NIPP INJECTION SUBSTATION	BANK ROAD DUTSE AND G9 QUARTERS AREA.	16
74	B	11KV SHAGARI	HADEJIA INJECTION SUBSTATION	SHAGARI QUARTERS AND GRA HADEJIA	16
75	B	11KV SHARADA INDUSTRIAL	SHARADA INJECTION SUBSTATION	GIDAN MAZA, MEDILE AND SABUWAR GANDU AREA.	16
76	B	11KV TAKUR	DUTSE NIPP INJECTION SUBSTATION	TAKUR HOUSING ESTATE AND POLICE HEAD QUARTERS.	16
77	B	11KV TARAUNI	FARM CENTER INJECTION SUBSTATION	TARAUNI AND DAURAWA QUARTERS.	16
78	B	11KV YANKABA	KAWAJI INJECTION SUBSTATION	KAWAJI, YANKABA HADEJIA ROAD.	16
79	B	11KV YANLEMO	NAIBAWA INJECTION SUBSTATION	NAIBAWA ZARIA ROAD AND YANKATAKO AREA AND MAIKALWA AREA.	16
80	B	33KV AMPRI GLOBAL	KANKIA TS	AMPRI GLOBAL KANKIA AND ZONE WATER TREATMENT PLANT, DUTSINMA	16
81	B	33KV BIRNIN KUDU	DUTSE TS	KWANAR HUGUMA, YALWAN DAMAI AND GWARAM TOWN.	16
82	B	33KV BUK	DAN AGUNDI TS	BUK ROAD, TUDUN YOLA AND R/ZAKI AREA.	16
83	B	33KV DAN AGUNDI 2	DAN AGUNDI TS	DAN AGUNDI INJECTION SUBSTATION, BUK ROAD, KANO	16
84	B	33KV GAGARAWA	GAGARAWA TS	GAGARAWA TOWN ALONG HADEJIA ROAD.	16
85	B	33KV KAITA	KATSINA TS	KAITA, DANKAMA, MAKURDA AND HIGH COURT, KATSINA.	16
86	B	33KV KURNA	DAN AGUNDI TS	NORTH WEST CITY CAMPUS, ABATTIOR AREA, HAJI CAMP, AMINU KANO AIRPORT AND AIRFORCE BASE.	16
87	B	33KV MAMMAN NASIR	FUNTUA TS	FUNTUA ROAD, MALUMFASHI INJECTION SUBSTATION.	16
88	B	33KV MUSAWA	KANKIA TS	KUSADA, JIKAMSHI, TSANYAWA AND GHARI.	16
89	B	33KV RIJIYAR ZAKI	TAMBURAWA TS	KUYAN TA INNA MADOBI ROAD, DANBARE, BUK NEW SITE AND R/ZAKI AREA.	16
90	C	11KV AMINU KANO	GORON DUTSE INJECTION SUBSTATION	KOFAR KANKASALI ROAD, TUDUN YOLA, BALALABE AND RIMIN ZAKARA AREA.	12
91	C	11KV BACHIRAWA	BUKAVU INJECTION SUBSTATION	KURNA AND RIJIYAR LEMO AREAS	12
92	C	11KV BCGA	MALUMFASHI INJECTION SUBSTATION	BCGA, MALUMFASHI, KATSINA	12
93	C	11KV BICHI TOWN	BICHI INJECTION SUBSTATION	BICHI MINI STADIUM, HAGAGAWA, FCE BICHI ROAD AND BICHI GENERAL HOSPITALS.	12
94	C	11KV CAMPUS	LAW SCHOOL INJECTION SUBSTATION	LAW SCHOOL CAMPUS BAGAUDA.	12
95	C	11KV CITY	DAN AGUNDI INJECTION SUBSTATION	EMIRS' PALACE ROAD, DISO ROAD.	12
96	C	11KV DANTUNKU	KAZAURE INJECTION SUBSTATION	KAZAURE METROPOLITAN	12
97	C	11KV DUTSEN REME	KATSINA ROAD INJECTION SUBSTATION	DDUTES REME, AREA.	12
98	C	11KV DUTSEN SAFE	KOFAR GUGA INJECTION SUBSTATION	DUTSEN SAFE LOW COST, SABON GIDA AND FILIN SUKUWA	12
99	C	11KV FAGGE	IDH INJECTION SUBSTATION	FAGGE AND KOFAR WAMBAL AND ZAGE AREA.	12
100	C	11KV FARAWA	MARIJI INJECTION SUBSTATION	MARIJI, FARAWA AND GERAWA AREA.	12
101	C	11KV FEDERAL SECRETARIAT	BUKAVU INJECTION SUBSTATION	GWAMMAJA HOUSING ESTATE, YAN RODI AND KWANAR TAYA AREA.	12
102	C	11KV FMC	KOFAR GUGA INJECTION SUBSTATION	KOFAR YANDAKA AND BEHIND FMC KATSINA.	12
103	C	11KV GALADIMA	MALUMFASHI INJECTION SUBSTATION	GALADIMA ROAD, MALUMFASHI, KATSINA.	12
104	C	11KV GRA	IBB WAY INJECTION SUBSTATION	GIDA DAWA, NYSC CAMP AND KWADO	12
105	C	11KV HOSPITAL ROAD	KOFAR GUGA INJECTION SUBSTATION	KOFAR GUGA, GAMBARAWA AND CFS KATSINA.	12
106	C	11KV HOTORO	ZARIA ROAD INJECTION SUBSTATION	HOTORO MAIDUGURI ROAD AND TINSHAMA AREA.	12

S/N	BAND	FEEDER NAME	DESCRIPTION OF FEEDER LOCATION	NAME OF MAJOR STREETS SERVED BY THE FEEDER	MIN. SUPPLY DURATION (HRS)
107	C	11KV JABIRI	KATSINA ROAD INJECTION SUBSTATION	JABIRI AREA, FUNTUA	12
108	C	11KV KANO ROAD	IBB WAY INJECTION SUBSTATION	IBB WAY, GORON GIDA AND RAFIN DADI	12
109	C	11KV KANTI	KAZAURE INJECTION SUBSTATION	KAZAURE METROPOLITAN	12
110	C	11KV KOFAR NAISA	DAN AGUNDI INJECTION SUBSTATION	KOFAR NAISA, GSS GWALE ROAD AND FILIN MUSHE.	12
111	C	11KV KOFAR NASSARAWA	DAN AGUNDI INJECTION SUBSTATION	KOFAR NASSARAWA AND YAKASAI AREAS	12
112	C	11KV KUNDILA	ZARIA ROAD INJECTION SUBSTATION	KUNDILA HOUSING ESTATE MAIDUGURI ROAD.	12
113	C	11KV LAMIDO	CLUB INJECTION SUBSTATION	LAMIDO ROAD, BADAWA AND KAWO AREA.	12
114	C	11KV LAUTAI	GUMEL INJECTION SUBSTATION	GUMEL EMIRS PALACE ROAD AND MAIGATARI AREA.	12
115	C	11KV LIMAWA	DUTSE INJECTION SUBSTATION	LIMAWA, GALMAWA AND GGC TILES.	12
116	C	11KV MAIDUGURI ROAD	MARI RI INJECTION SUBSTATION	HOTORO MAIDUGURI ROAD AND TINSHAMA AREA.	12
117	C	11KV MAKAMA	WUDIL INJECTION SUBSTATION	WUDIL TOWN AREA.	12
118	C	11KV MARHABA	ZARIA ROAD INJECTION SUBSTATION	COURT ROAD GYADI GYADI AND ZOO ROAD HOUSING ESTATE.	12
119	C	11KV MUHAMMAD DIKKO	KOFAR SAURI INJECTION SUBSTATION	MUHD DISCO ROAD, KATSINA EMIR'S PLACE AND TUDUN WADA, KATSINA	12
120	C	11KV MUNDADU	GONGONI INJECTION SUBSTATION	MUNDADU AND KWARIN BARKA AREA.	12
121	C	11KV NAGOGGO	FADAMA INJECTION SUBSTATION	NAGOGO ROAD AND SABUWAR UNGUWA, KATSINA	12
122	C	11KV NAKOWA	KATSINA ROAD INJECTION SUBSTATION	NOKOWA AREA, FUNTUA	12
123	C	11KV ORTHOPAEDIC	BUKAVU INJECTION SUBSTATION	KOFAR RUWA, AMINU KANO WAY AND GORON DUTSE AREAS.	12
124	C	11KV PANSHEKARA	CHALAWA INJECTION SUBSTATION	PANSHEKARA AND KUMBOTSO AREA.	12
125	C	11KV SALLARI	ZARIA ROAD INJECTION SUBSTATION	SALLARI, SHEKA YARKASUWA AND ACI LAFIYA AREA.	12
126	C	11KV SANI MAINAGGE	GORON DUTSE INJECTION SUBSTATION	SANI MAINAGGE AND MANDAWARI AREA.	12
127	C	11KV SCHOOL OF NURSING	BIRNIN KUDU INJECTION SUBSTATION	SCHOOL OF NURSING AND PRISON FARM HOUSE ALONG MAIDUGURI ROAD.	12
128	C	11KV TIGA	LAW SCHOOL INJECTION SUBSTATION	BEBEI AND TIGA TOWN.	12
129	C	11KV TOWN	KATSINA ROAD INJECTION SUBSTATION	DUTSEN REME AREA, FUNTUA	12
130	C	11KV TUKUNTAWA	SHARADA INJECTION SUBSTATION	TUKUNTAWA AND SHAGARI QUARTERS.	12
131	C	11KV UNGUWA UKU	ZARIA ROAD INJECTION SUBSTATION	UNGUWA UKU, NAIBAWA DANHASSAN LINE.	12
132	C	11KV ZAWACIKI	ABATTOIR INJECTION SUBSTATION	ALMUKAB HOUSING ESTATE, ZAWACHIKI AND GAIDA AREA.	12
133	C	33KV DANBATTI	KANKIA TS	CHARANCI, BINDAWA, INGAWA, RONI GWIWA AND DANBATTI	12
134	C	33KV DUTSENMA	KANKIA TS	KANKIA METROPOLITAN, RADDI, DUTSINMA, KURFI, SAFANA AND DANMUSA	12
135	C	33KV FALGORE	DANGORA TS	FALGORE, GIDAN KWANO AND YALWAN PAKI AREA.	12
136	C	33KV GAIDA	KUMBOTSO TS	GAIDA AND ZAWACHIKI HOUSING ESTATE.	12
137	C	33KV GANO	WUDIL TS	GANO MAIDUGURI ROAD, MAKOLE, MARI RI AREA.	12
138	C	33KV GUMEL	HADEIJA TS	MALAM MADORI AND DANTANOMA AND GUMEL PALACE	12
139	C	33KV HON. ABUBAKAR	BICHI TS	BICHI METROPOLITAN	12
140	C	33KV KARAYE	DANGORA TS	KWANAR DANGORA, KIRU AND KARAYE TOWN.	12
141	C	33KV KAZAURE	DAURA TS	DAURA ROAD, KAZAURE INJECTION SUBSTATION	12
142	C	33KV LAW SCHOOL	DANGORA TS	BAGAUDA, TARAU AND GARIN MALLAM AREA.	12
143	C	33KV MASHI	DAURA TS	KAGAWA, MASHI, DUTSI AND MANI	12
144	C	33KV WATARI	BICHI TS	WATARI WATER TREATMENT PLANT, BAGWAI AND SHANONO	12
145	D	11KV ARMY BARRACKS	IBB WAY NIPP INJECTION SUBSTATION	KOFAR KWAYA, YAHAYA MADAKI WAY AND RAHAMAWA.	8

S/N	BAND	FEEDER NAME	DESCRIPTION OF FEEDER LOCATION	NAME OF MAJOR STREETS SERVED BY THE FEEDER	MIN. SUPPLY DURATION (HRS)
146	D	11KV CHIRANCI	GONGONI INJECTION SUBSTATION	DORAYI SHIEK JAFAR MAHMUD ROAD AND CHIRANCHI AREA.	8
147	D	11KV FANISAU	BUKAYU INJECTION SUBSTATION	FANISAU ROAD, UNGOGO TOWN AND BACHIRAWA AREAS.	8
148	D	11KV GWAGWARWA	BRISCOE INJECTION SUBSTATION	GWAGWARWA, YANKAI AND KWANAR JABA AREA.	8
149	D	11KV GWAMMALA	IDH INJECTION SUBSTATION	GWAMMALA AND ADAKAWA AREA.	8
150	D	11KV JAEN	GONGONI INJECTION SUBSTATION	JAEN AND SHAGO TARA AREAS.	8
151	D	11KV JAKARA	GORON DUTSE INJECTION SUBSTATION	GORON DUTSE PRISON ROAD AND JAKARA AREA.	8
152	D	11KV JAMAARE	HADEJIA NIPP INJECTION SUBSTATION	HADEJIA TOWN.	8
153	D	11KV KAURA GOJE	PRP INJECTION SUBSTATION	KAURA GOJE AND KWANA HUDU AREA.	8
154	D	11KV KOFAR FADA	MUSAWA INJECTION SUBSTATION	MUSAWA METROPOLITAN	8
155	D	11KV KOKI	IDH INJECTION SUBSTATION	KOKI AND BAKIN ZUWO AREAS.	8
156	D	11KV MAKWALLA	MALAN MADORI INJECTION SUBSTATION	MALAM MADORI TOWN.	8
157	D	11KV MATAZU	MUSAWA INJECTION SUBSTATION	MATAZU METROPOLITAN	8
158	D	11KV RIMIN KEBE	SMALL SCALE INJECTION SUBSTATION	RIMIN KEBE AND ZANGO DAKATA AREA.	8
159	D	11KV SAGAGI	ADO BAYERO INJECTION SUBSTATION	SAGAGI AND LOKON MAKERA AREA.	8
160	D	11KV TALAMIZ	JOGANA INJECTION SUBSTATION	GUNDUWAWA, KAKARA AND JOGANA AREA.	8
161	D	11KV TSAMIYA BARBA	JOGANA INJECTION SUBSTATION	TOKARAWA, GUNDUWAWA AND BABAWA AREA ALONG HADEJIA ROAD.	8
162	D	11KV TUDUN MURTALA	SMALL SCALE INJECTION SUBSTATION	TUDUN MURTALA AND TAGARI AREAS.	8
163	D	11KV TUDUN WADA	BRISCOE INJECTION SUBSTATION	GAMA AND GAWALUNA AREA BRIGADE.	8
164	D	33KV BAGAUDA	KUMBOTSO TS	KUMBOTSO LGA, YANKUSA, DANGWAURO, KWANAR DAWAKI AND BUNKURE AREA.	8
165	D	33KV BIRNIWA	HADEJIA TS	BIRNIWA AND TARUBU AND GARIN MAGALI AREA.	8
166	D	33KV GUJUNGU	TAMBURAWA TS	ENTIRE GUJUNJU TOWN	8
167	D	33KV JAHUN	DUTSE TS	KARNAYA, CHAI CHAI, RINGIM AND TAURA TOWN.	8
168	D	33KV MALUMFASHI	FUNTUA TS	BAKORI, KAFUR, DANA AND KANKARA	8
169	D	33KV POLYTECHNIC	KATSINA TS	RIMI AND BATAGARAWA	8
170	D	33KV SUMAILA	DUTSE TS	MOBILE BASE DANMASARA, KACHAKO AND PANDA ALONG MAIDUGURI ROAD.	8
171	E	11KV MAI RUWA	TEXTILE INJECTION SUBSTATION	ENTIRE MAIRUWA TOWN, KATSINA.	4
172	E	33KV DANDUME	FUNTUA TS	ENTIRE DANDUME TOWN AND SABUWA	4
173	E	33KV DAWANAU	BUKAYU INJECTION SUBSTATION	POLEWIRE LINE, JAJIRA, KATSINAWA AND DAWANAU AREAS.	4
174	E	33KV GARCO	WUDIL TS	INDABO, KWANAR SUMAILA, TAKAI AND GARCO TOWN.	4
175	E	33KV GAYA	WUDIL INJECTION SUBSTATION	GAYA, KADEMI AND AJINGI TOWN.	4
176	E	33KV GEZAWA	SMALL SCALE INJECTION SUBSTATION	ZAUBAN DANBARA, ZANGON DAKATA, RANGAZA, GEZAWA AND KUNYA TOWN.	4
177	E	33KV KWANKWASO	TAMBURAWA TS	GARU, LAMBU, RIMIN GADDO AND GWARZO TOWN.	4
178	E	33KV MAI ADUA	DAURA TS	MAI ADUA	4