

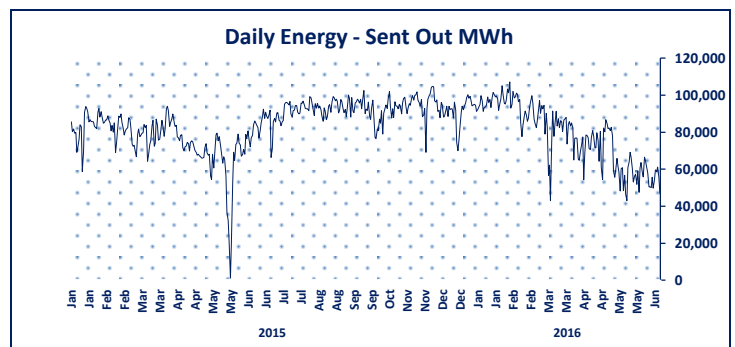
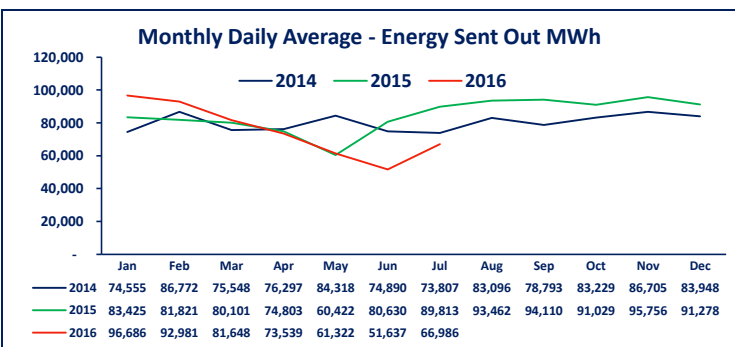
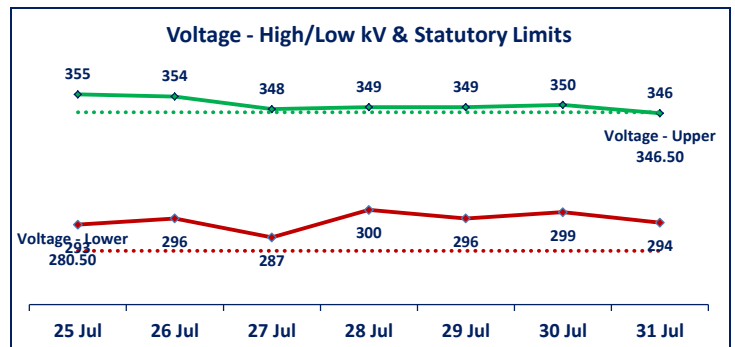
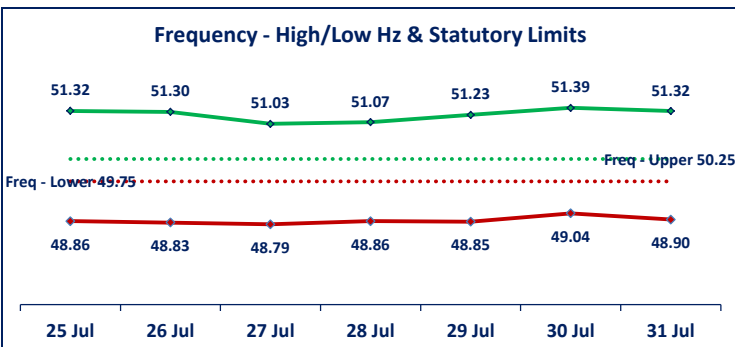
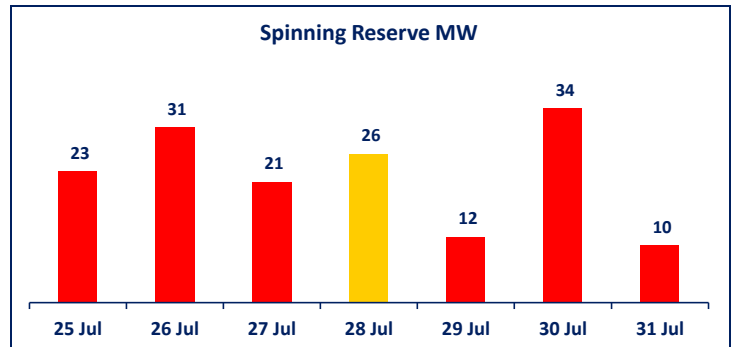
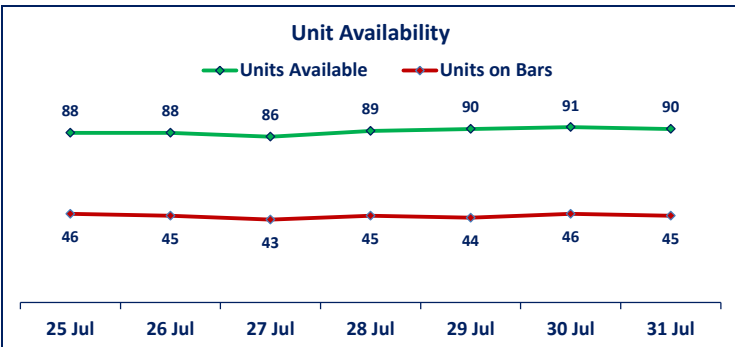
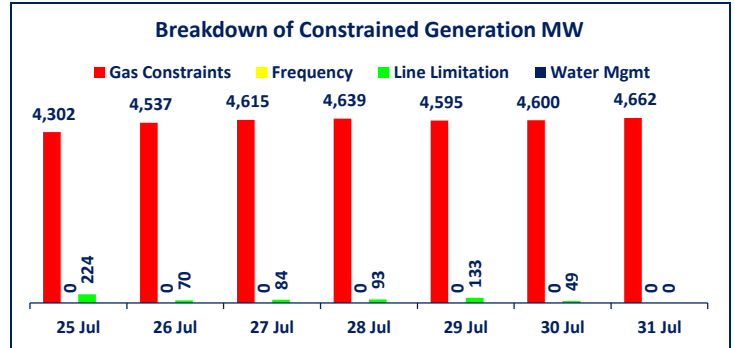
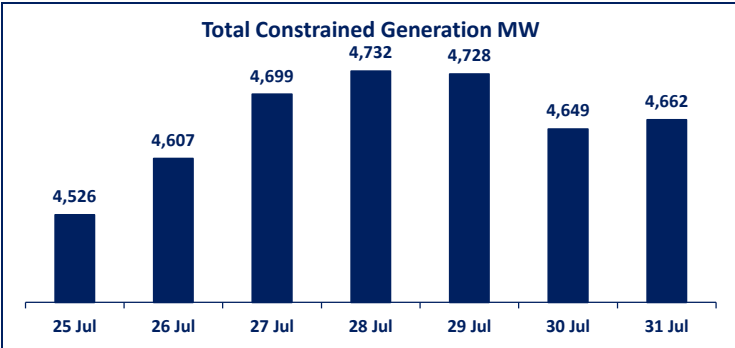
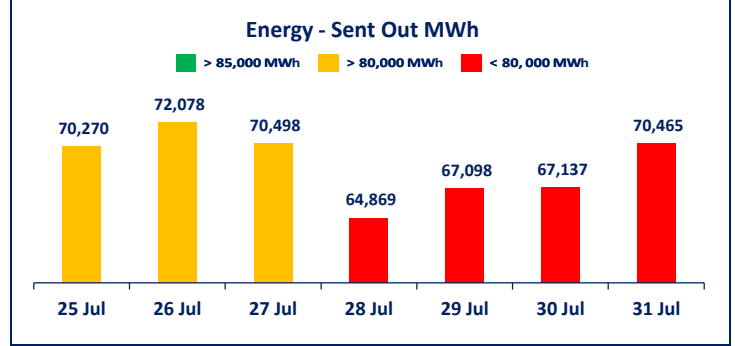


Weekly Energy Watch

Average Daily Figures
LAST Week THIS Week +/-

| | | | |
|--------------------------|--------|--------|---|
| ↑ ENERGY - GENERATED MWh | 68,542 | 70,127 | ↑ |
| ↑ ENERGY - SENT OUT MWh | 67,395 | 68,916 | ↑ |
| ↑ PEAK MW | 3,026 | 3,082 | ↑ |
| ↑ OFF-PEAK MW | 2,711 | 2,769 | ↑ |
| ↓ SPINNING RESERVE MW | 25 | 22 | ↓ |
| ↑ CONSTRAINED MW | 4,665 | 4,657 | ↑ |
| ↑ UNITS - AVAILABLE | 88 | 89 | ↑ |
| ↑ UNITS - ON BARS | 44 | 45 | ↑ |

Event Date: Sunday, July 31st 2016





Weekly Analysis of Power Sector Report

| Event Date: | Weekly Summary based on Average Daily Figures | | | | | | | | | Trend | Statistics Summary | | |
|------------------------|---|-------------|-------------|-------------|-------------|-------------|-------------|------------|-----------|-------|--------------------|---------|--------|
| | 8 Weeks Ago | 7 Weeks Ago | 6 Weeks Ago | 5 Weeks Ago | 4 Weeks Ago | 3 Weeks Ago | 2 Weeks Ago | 1 Week Ago | This Week | | Min | Average | Max |
| Sunday, July 31st 2016 | | | | | | | | | | | | | |
| Energy - Generated MWh | 62,617 | 53,621 | 53,064 | 42,433 | 59,097 | 67,175 | 69,059 | 68,542 | 70,127 | | 42,433 | 60,637 | 70,127 |
| Energy - Sent Out MWh | 61,506 | 52,677 | 52,023 | 41,508 | 58,020 | 65,915 | 67,762 | 67,395 | 68,916 | | 41,508 | 59,525 | 68,916 |
| Peak Mw | 2,992 | 2,591 | 2,540 | 2,138 | 2,828 | 3,094 | 3,096 | 3,026 | 3,082 | | 2,138 | 2,821 | 3,096 |
| Off-Peak Mw | 2,000 | 1,547 | 1,875 | 947 | 1,977 | 2,301 | 2,652 | 2,711 | 2,769 | | 947 | 2,087 | 2,769 |
| Spinning Reserve Mw | 7 | - | 17 | - | 23 | 22 | 25 | 25 | 22 | | - | 16 | 25 |
| Total Constrained Mw | 4,183 | 4,742 | 4,571 | 4,683 | 4,027 | 4,009 | 4,553 | 4,665 | 4,657 | | 4,009 | 4,455 | 4,742 |
| Due to GAS | 3,566 | 3,897 | 3,988 | 4,519 | 3,716 | 3,684 | 4,107 | 4,376 | 4,564 | | 3,566 | 4,046 | 4,564 |
| Due to Water Mgmt | 380 | 380 | 282 | 64 | - | - | - | - | - | | - | 123 | 380 |
| Due to Frequency | - | - | 62 | - | 49 | - | - | - | - | | - | 12 | 62 |
| Due to Line Limitation | 238 | 465 | 239 | 99 | 262 | 326 | 446 | 289 | 93 | | 93 | 273 | 465 |
| Units - Available | 79 | 79 | 78 | 78 | 77 | 79 | 89 | 88 | 89 | | 77 | 82 | 89 |
| Units - On Bars | 33 | 24 | 26 | 28 | 35 | 37 | 43 | 44 | 45 | | 24 | 35 | 45 |