

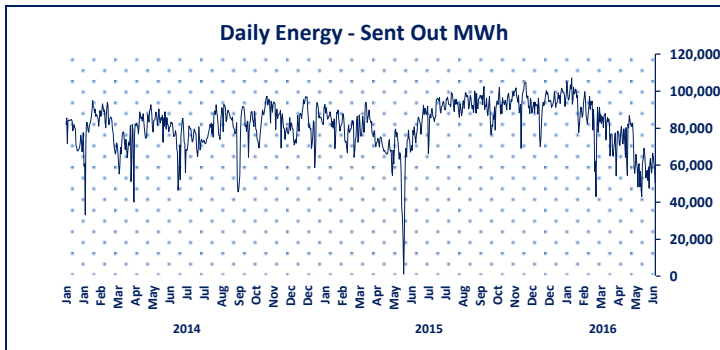
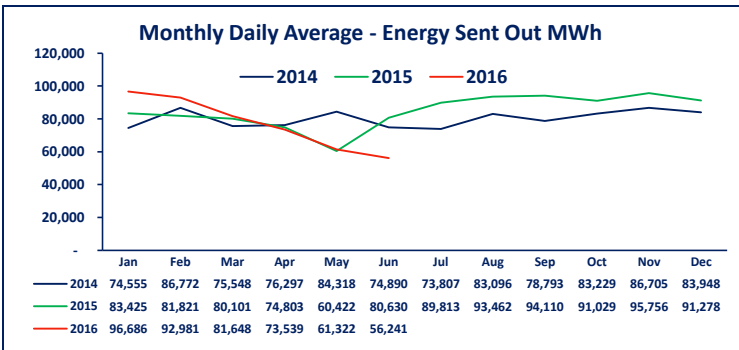
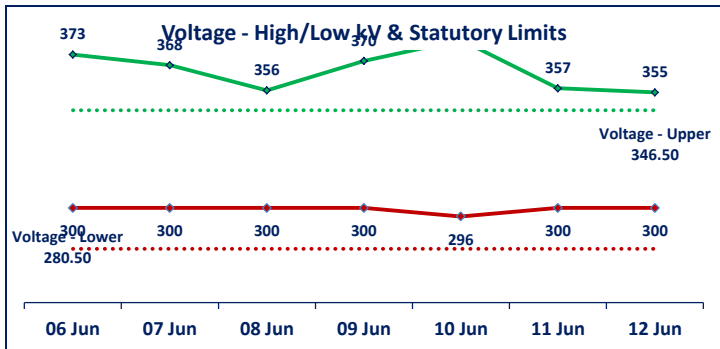
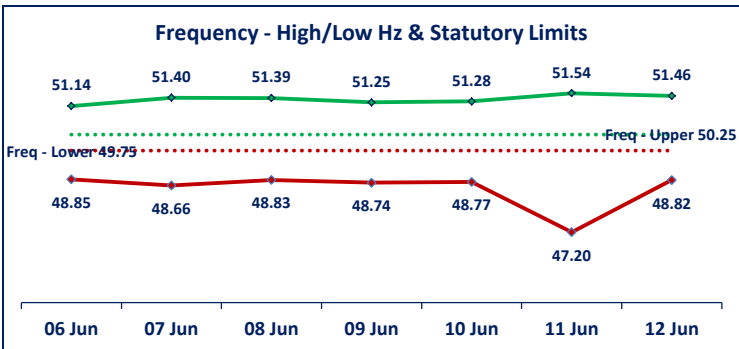
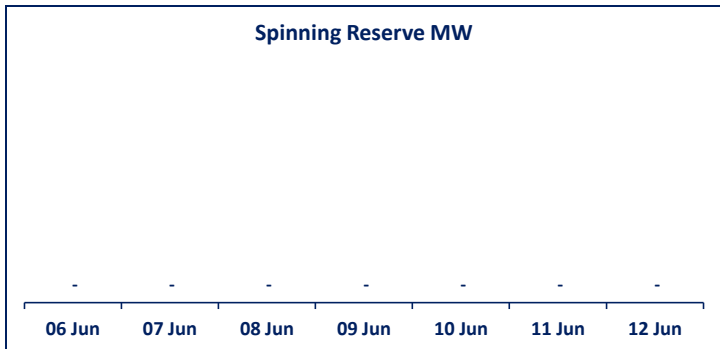
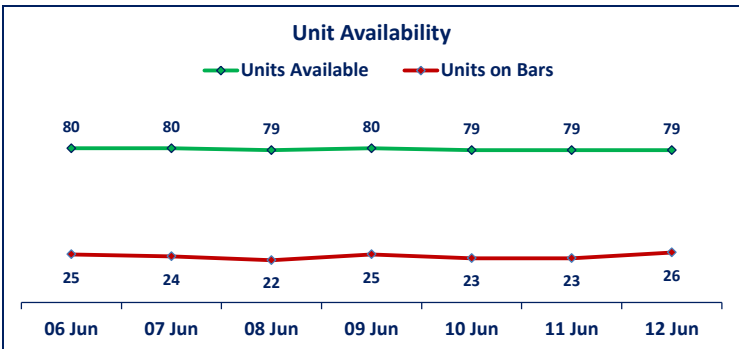
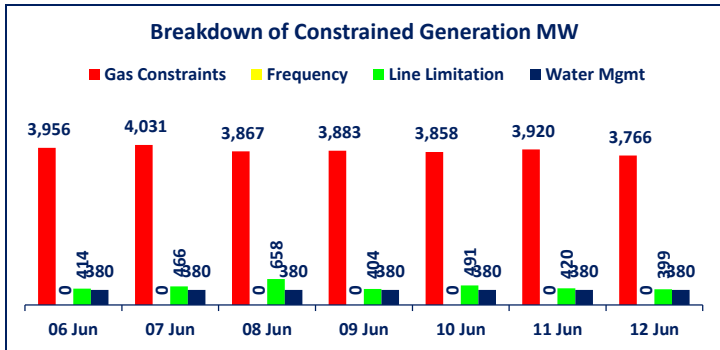
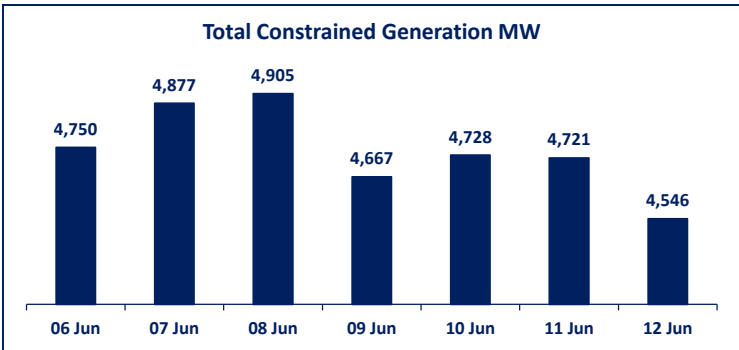
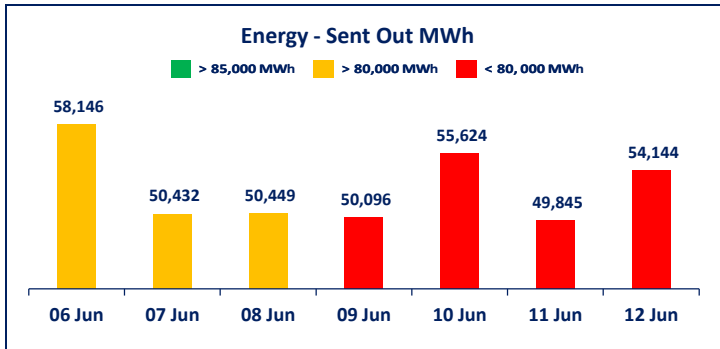


Weekly Energy Watch

Average Daily Figures
LAST Week THIS Week +/-

| | | | |
|--------------------------|--------|--------|---|
| ↓ ENERGY - GENERATED MWh | 62,617 | 53,621 | ↓ |
| ↓ ENERGY - SENT OUT MWh | 61,506 | 52,677 | ↓ |
| ↓ PEAK MW | 2,992 | 2,591 | ↓ |
| ↓ OFF-PEAK MW | 2,000 | 1,547 | ↓ |
| ↓ SPINNING RESERVE MW | 7 | 0 | ↓ |
| ↓ CONSTRAINED MW | 4,183 | 4,742 | ↓ |
| ↑ UNITS - AVAILABLE | 79 | 79 | ↑ |
| ↓ UNITS - ON BARS | 33 | 24 | ↓ |

Event Date: Sunday, June 12th 2016





Weekly Analysis of Power Sector Report

| Event Date: | Weekly Summary based on Average Daily Figures | | | | | | | | | Trend | Statistics Summary | | |
|------------------------|---|-------------|-------------|-------------|-------------|-------------|-------------|------------|-----------|-------|--------------------|---------|--------|
| | 8 Weeks Ago | 7 Weeks Ago | 6 Weeks Ago | 5 Weeks Ago | 4 Weeks Ago | 3 Weeks Ago | 2 Weeks Ago | 1 Week Ago | This Week | | Min | Average | Max |
| Sunday, June 12th 2016 | | | | | | | | | | | | | |
| Energy - Generated MWh | 77,748 | 75,929 | 77,498 | 72,764 | 58,850 | 59,475 | 56,155 | 62,617 | 53,621 | | 53,621 | 66,073 | 77,748 |
| Energy - Sent Out MWh | 76,234 | 74,442 | 75,808 | 71,227 | 57,696 | 58,089 | 55,087 | 61,506 | 52,677 | | 52,677 | 64,752 | 76,234 |
| Peak Mw | 3,573 | 3,551 | 3,877 | 3,424 | 2,908 | 3,014 | 2,836 | 2,992 | 2,591 | | 2,591 | 3,196 | 3,877 |
| Off-Peak Mw | 2,929 | 2,534 | 2,413 | 2,774 | 1,516 | 1,532 | 1,496 | 2,000 | 1,547 | | 1,496 | 2,082 | 2,929 |
| Spinning Reserve Mw | 38 | 37 | 82 | 15 | - | 10 | 7 | 7 | - | | - | 22 | 82 |
| Total Constrained Mw | 3,616 | 3,571 | 3,605 | 4,257 | 4,612 | 4,597 | 4,281 | 4,183 | 4,742 | | 3,571 | 4,163 | 4,742 |
| Due to GAS | 2,992 | 2,977 | 2,795 | 3,347 | 3,656 | 3,551 | 3,769 | 3,566 | 3,897 | | 2,795 | 3,395 | 3,897 |
| Due to Water Mgmt | 275 | 351 | 469 | 547 | 539 | 547 | 369 | 380 | 380 | | 275 | 428 | 547 |
| Due to Frequency | 42 | - | 65 | - | - | 20 | - | - | - | | - | 14 | 65 |
| Due to Line Limitation | 307 | 243 | 276 | 363 | 418 | 479 | 143 | 238 | 465 | | 143 | 326 | 479 |
| Units - Available | 79 | 78 | 80 | 81 | 81 | 81 | 78 | 79 | 79 | | 78 | 80 | 81 |
| Units - On Bars | 38 | 38 | 44 | 40 | 31 | 30 | 30 | 33 | 24 | | 24 | 34 | 44 |